



EZPath®

FIRE PROTECTION

CABLOFIL®

INNOVATORS IN CABLE MANAGEMENT

Power



■ *Ventilation of cables*

Installed cost reduction

Data



■ *Proven suitability*

Mechanical protection
Free draining
EMC protection

Control



■ *Adaptability*

Bypasses obstacles
Fast, easy change of level and direction

Cablofil® , the global solution

Fire Protection



■ *Page 4*

EZ-Path®

■ *Page 6*



Features

■ *Page 8*

Range



■ *Page 10*




Fire protection



EZ-Path® & **CABLOFIL®**

the complete and certified solution



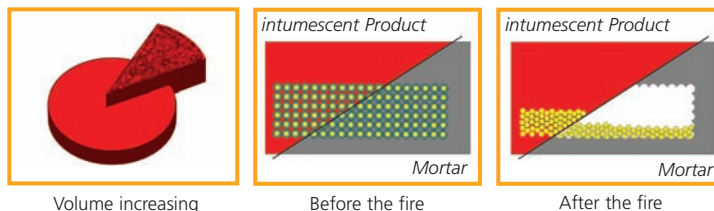
Passive fire protection, the golden rules :

- Integrity of barrier walls and floors
- Thermal insulation
- Airtight barriers for toxic smoke and gas

Fire-rated (integrity E)

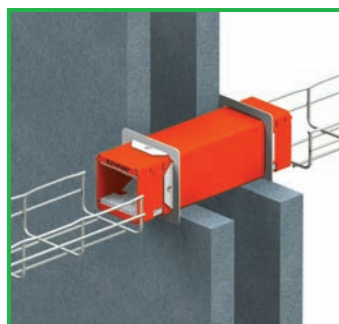
An intumescent product :

Intumescent products expand with heat. They fill any gaps created as combustible through-penetrations burn away, which otherwise would leave an opening for the passage of toxic smoke, heated gasses and fire.




A container

The intumescent product must be contained when it expands to concentrate the pressure into the burning cables. The containment method must avoid weakening the wall and prohibit any chemical reaction with it when the intumescent product expands. If it is metallic, the container can also provide excellent electrical continuity through the opening.



Excellent

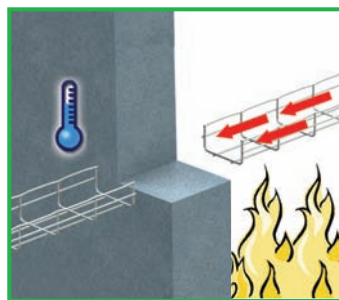


Danger : wall damage by the product

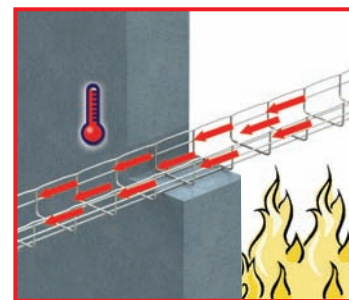
Thermal insulation (insulation I)

The cable tray, exposed to fire, can transfer heat by thermal conductivity through a wall. It creates « hot points » that can burn in contact with flammable products (cables, dust...) and allow fire propagation.

It is good practice to separate the cable tray when it crosses a fire rated wall or floor.



Excellent insulation




Danger: Heat transfer by conduction

Airtight barriers for toxic smoke and gas


Toxic smoke and gas are the most dangerous elements in a fire to personal safety.

It is necessary to seal the pathway and prevent smoke propagation through the opening even if the intumescent material does not expand (Cold smoke)

The product must therefore take the shape of the cables which penetrate the wall and not leave an open gap around them.



No smoke propagation



Attention: smoke propagation possible

*Fire protection is an essential requirement
for personal and material safety.*



Fire protection

Fire protection

Fire protection has three critical factors:

Prevent:

The selection of non-flammable building materials. Some plastic products (like PVC) can burn easily and release toxic smoke and gases.

Extinguish:

Once the fire is present, the actions that are required to extinguish it : this is known as active fire protection.

Contain:


To prevent fire spreading from a building compartment to another : this is known as passive fire protection.

Passive fire protection


The partitioning of building space into smaller compartments by constructing barrier walls and floors to withstand the passage of fire, smoke and super-heated gasses over specific periods of time.



The construction of barrier walls and floors to withstand the passage of fire, smoke and super-heated gasses



Electrical or mechanical service lines breach a fire-barrier wall or floor.



Firestop materials must be installed to restore an hourly fire-rating to fire barrier walls and floors

Cable tray

Unlike pipe or ducting installation, the cables present in cable tray can provide source of fuel to propagate fire, release toxic smoke and gases. They create openings that can compromise the fire barrier allowing spread of fire, toxic smoke and superheated gasses to unprotected areas.

EZ-Path: The solution for “high traffic” openings

Continually changing technology and the expanding datacoms needs of modern industrial and commercial applications result in constant cable additions and changes penetrating fire rated barriers.

Electrical continuity and EMC

Conforms to the standard

EZ Path® can be ganged for expansion or segregation of cables and provides excellent cable management. EZ Path® is completely compliant with the electrical continuity code and electromagnetic compatibility.



A unique system

An exclusive product


Two intumescent pads cushion and compress the cables top and bottom and prevent smoke propagation through the opening even if the intumescent material does not expand (Cold smoke). Exposed to fire or high temperatures, this intumescent material responds to flames or heat by rapidly sealing the pathway and preventing the passage of flames and smokes.

Certified product

240 minutes

Fire-rated floor and wall constructions in accordance with BS 476 :Part 20 and :

- the European standard EN1366-3
- the American standard ASTM E814(UL1479)
- the German standard DIN 4102-9



***EZ-Path®: The firestop solution from
CABLOFIL®.***




EZ-Path®

Safe

Permanent firestop protection


EZ Path® offers maximum resistance to fire whether it is empty or full. It provides assurance of excellent fire protection with every new or retrofit cable installation.



Easy

Quick and easy installation.


EZ Path® installations offer a clean, professional and engineered appearance. It installs in minutes.



Economical

Evolutionary

EZ Path® features a built-in firestopping system that automatically adjusts to the number of cables installed. Cables can be added or changed without the need to remove and to re-install firestopping material.



A successful fire stop system should not just conform with the fire protection standards but also with the relevant building regulations

Food production and agricultural industrial hygiene

Traditional materials used to create fire barriers are susceptible to degradation due to corrosive cleaning methods and environmental gasses. Often of a rough finish they retain dust, dirt and bacterial deposits.

The steel mounting plates that seal the unit against the wall are very easy to clean. The module itself is galvanised and then covered with a thermo-hardening resin which protects it from corrosion from cleaning fluids and other corrosive elements.




Gas and airtight sealing

Some environments need protection from changes in pressure and exposure to gas leakage. The innovative design of the EZ-Path® maintains pressure differences across the wall cavity and so limits dispersion of gas.

Fire protection

For optimal protection, a firebreak product obviously must react fast and effectively to block the propagation of the fire as soon as it appears.

The intumescent lining in the EZ-Path® reacts immediately at the contact of flame or if the ambient temperature reaches 177 °C. It has an expansion coefficient of 800% which induces a very high pressure block which penetrates the cable bundle the entire length of the module. This then makes it impossible for both fire and heat to propagate and ensures the fire compartment is not compromised.



Firestop device removed after 4 hours fire test. On the exposed side all the cable disappeared. On the unexposed side, they are still perfect.

EZ Path® provides an excellent solution to the many building safety issues that exist in modern construction



Features

Stability in a radioactive environment

Equipment that is subjected to any intense radioactivity subsequently suffers a degradation of its physical characteristics; it can then become a radioactive source itself.

The component materials of the EZ Path® perform well in such a radioactive environment with the housing and the intumescent lining remaining stable without becoming a radiation source after irradiation.



Acoustic barrier

Any break in a wall, especially where cables pass through, can degrade the sonic barrier and create sound pollution.

This problem is resolved by using the EZ-Path® device which surrounds the cables with the convex shaped intumescent lining and restores the sound proofing of the opening. Tests recently carried out by an Independent Laboratory classify the EZ-Path® as a 'very good' phonic insulator. It has a rate of attenuation that can reach 45dB.

Hygienic partitioning

Many cable support systems in buildings become contaminated by rodents or insects. They can get through the small gaps that are inevitable in traditional through wall fire protection. This problem is avoided by the way the intumescent lining of the modules 'marry' the profile of the cables and leave no space for the passage of the rodents or insects and by the way its consistency and its composition repels them.





Firestop device and floor and wall plates, components of EZ-Path® range, are available :

- separately
- in a kit

Firestop device

CF30 - CF54 - CF105

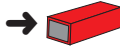






50 → 600 mm

EZD 22 / 33 / 44	H		L					
	mm	mm	mm	mm	mm	Kg		
EZD 22	37	37	267	23	31	-	→	KIT
EZD 33	75	75	267	56	69	1,2	6	250 018
EZD 44	114	102	310	78	97	2	4	250 058

Wall & floor plates

EZD 33 - EZD 44




1 → 7x

EZP 133W-733W	L	108		L		Kg		
EZP 133W	1 x EZD 33	102	0,2	2	250 110			
EZP 233W	2 x EZD 33	185	0,2	2	250 120			
EZP 333W	3 x EZD 33	291	0,3	2	250 130			
EZP 433W	4 x EZD 33	406	0,4	2	250 140			
EZP 733W	7 x EZD 33	610	0,7	2	250 170			
EZP 133R	L	203		mm	Kg			
EZP 133R	1 x EZD 33	-	0,7	2	250 220			
EZP 133K	1 x EZD 33	-	0,3	1	250 210			
EZP 133CW	1 x EZD 33	-	0,4	2	250 240			
EZP 144W-144F	L	197		mm	Kg			
EZP 144W	1 x EZD 44	178	0,7	2	250 230			
EZP 544W	1→5 x EZD 44	610	0,5	2	250 250			
EZP 144F	1 x EZD 44	178	0,3	1	250 260			

Accessories

EZD 33

1 → 7x

Extension EZD 33E	RCM 33	L	75			Kg		
EZD 33E	1 x EZD 33	151	0,7	1	250 078			
RCM 33	1 x EZD 33	-	0,1	2	250 206			

The data contained in this catalogue is given for information only, is in no way contractual, and does not engage the responsibility of the company

EZ-Path® : a complete range



Range

EZ-Path®

by

CABLOFIL®

KIT

⬆️⬆️ CF30 - CF54 - CF105

⬆️⬆️ 50 → 600mm

EZDP 22 / 33 / 44



EZDP 33WR

EZDP 33CW



KG



mm

Kg

EZDP 22

Ø 52

0,8

1

250 518

EZDP 33

Ø 80x80

1,4

1

250 028

EZDP 44

Ø 152

2,3

1

250 068



KG



mm

Kg

EZDP 33WR

Ø 180 x 230

1

1

250 038




EZDP 33CW

Ø 102

1,5

1




250 048



EZ-Path® is a product from STI



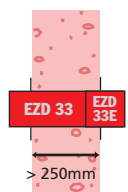



Cable fill

  	OUTSIDE DIAMETER OF CABLE	CABLE CAPACITY		
		EZD 22	EZD 33	EZD44
	3.5 mm	69	330	770
	4.5 mm	36	165	390
	5.5 mm	24	117	264
	6.0 mm	20	88	210
	7.5 mm	14	60	150
	8.0 mm	12	54	127
	10 mm	8	35	86
	14 mm	4	15	39
	16 mm	-	12	28
	18 mm	-	8	23
	21 mm	-	6	16
	22 mm	-	6	14
	24 mm	-	5	11
	26 mm	-	4	9
	29 mm	-	2	8
	32 mm	-	2	5
	38 mm	-	-	4
	48 mm	-	-	3
	60 mm	-	-	2
	70 mm	-	-	1
	75 mm	-	-	1

Please note : variations in cable type, orientation, etc... may influence and vary the loading capacity.

Extension for EZD 33

Wall and floor thickness		
Less than 250mm	More than 250mm	
 EZD 33 < 250mm	 EZD 33 EZD 33E > 250mm	

For more information,
please visit
www.ezpath-solution.com
www.cablofil.com

CABLOFIL®
INNOVATORS IN CABLE MANAGEMENT